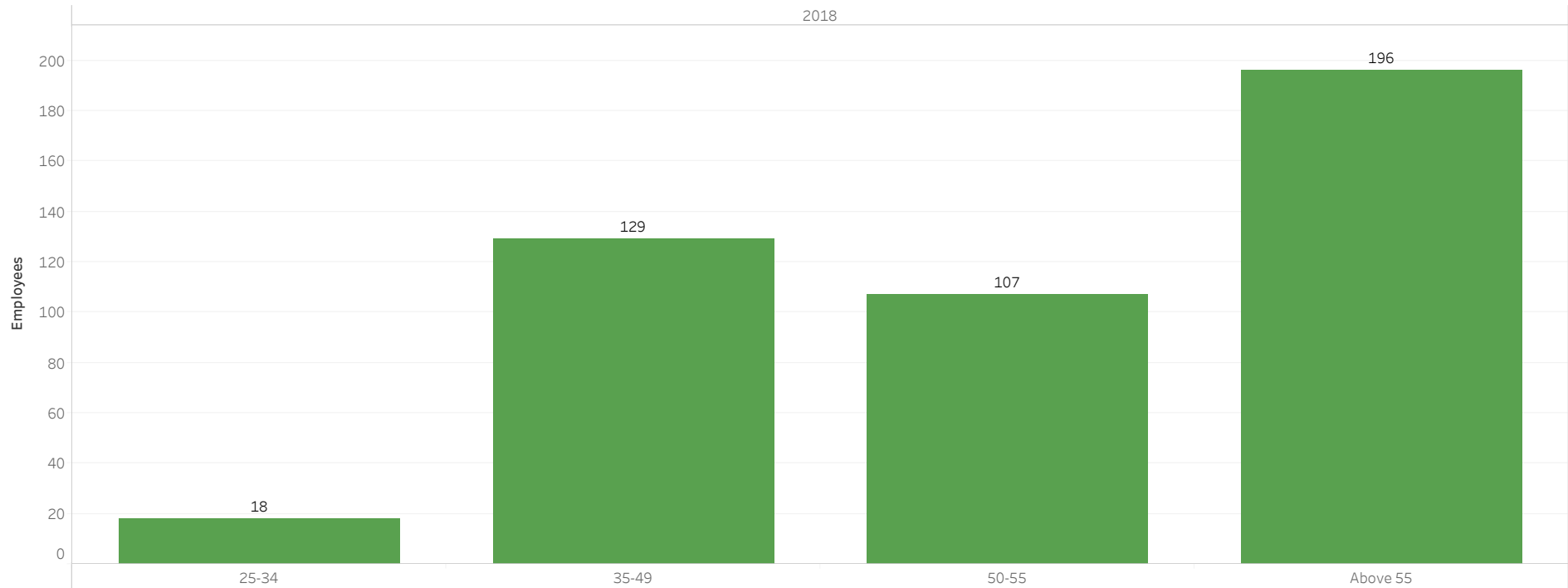


# COI Demographic Breakdown

Age Distribution	Optional Retirement	Early Retirement	Education Level Distribution	Year in Position	Years of Service	Gender Distribution	Grade Distribution	RNO/Gender Distribution	Supervisor Distribution	Veteran Preference
------------------	---------------------	------------------	------------------------------	------------------	------------------	---------------------	--------------------	-------------------------	-------------------------	--------------------

## Age Distribution

Total Number of Employees: 2018  
450

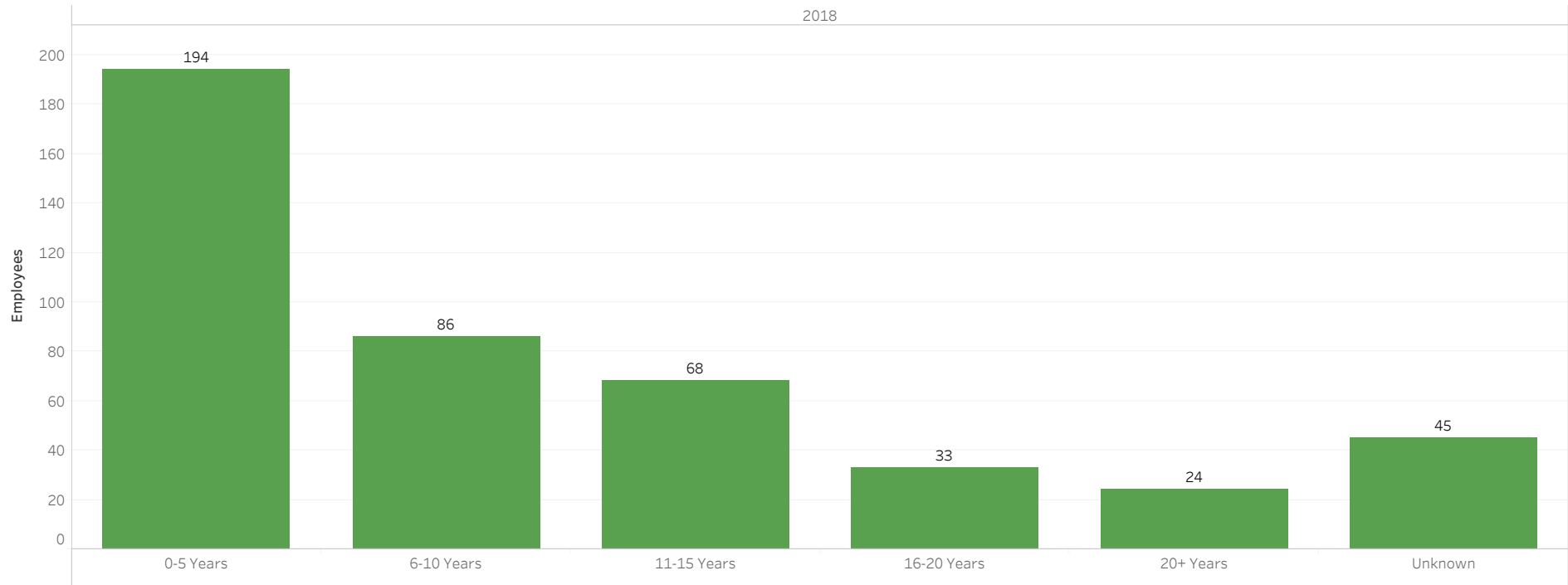


# COI Demographic Breakdown

Age Distribution	<b>Optional Retirement</b>	Early Retirement	Education Level Distribution	Year in Position	Years of Service	Gender Distribution	Grade Distribution	RNO/Gender Distribution	Supervisor Distribution	Veteran Preference
------------------	----------------------------	------------------	------------------------------	------------------	------------------	---------------------	--------------------	-------------------------	-------------------------	--------------------

## Optional Retirement

Total Number of Employees: 2018  
450

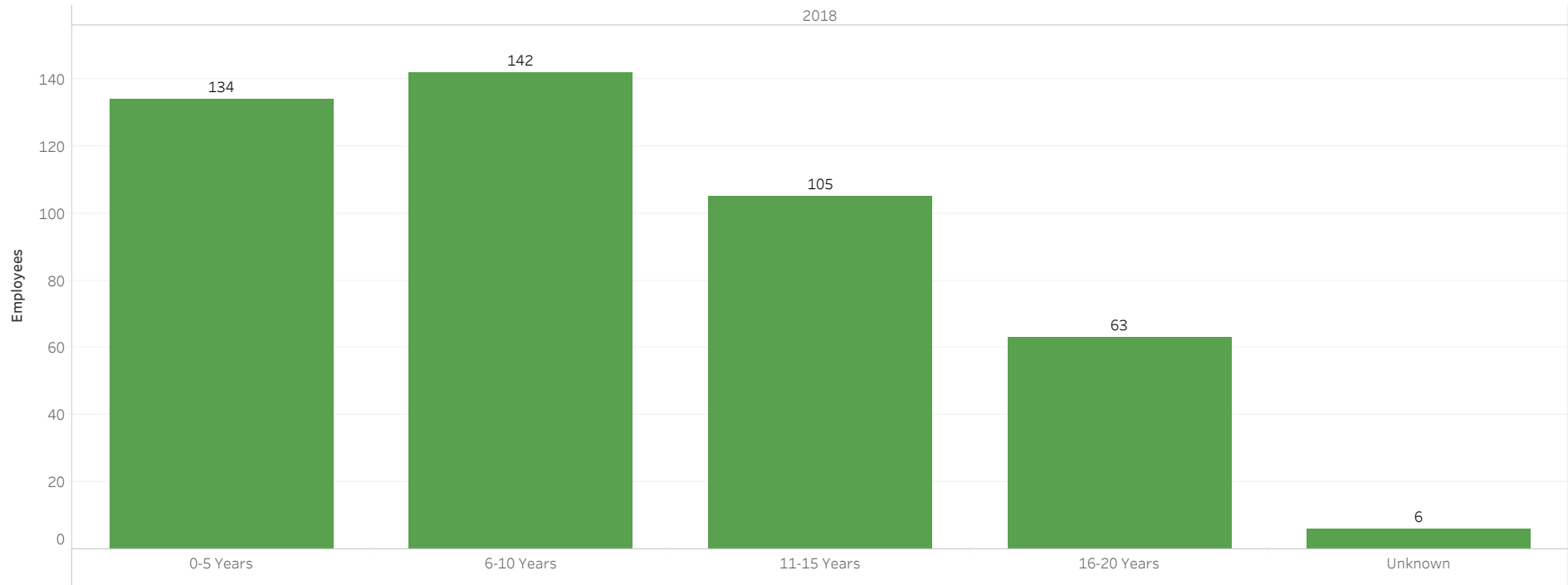


# COI Demographic Breakdown

Age Distribution	Optional Retirement	<b>Early Retirement</b>	Education Level Distribution	Year in Position	Years of Service	Gender Distribution	Grade Distribution	RNO/Gender Distribution	Supervisor Distribution	Veteran Preference
------------------	---------------------	-------------------------	------------------------------	------------------	------------------	---------------------	--------------------	-------------------------	-------------------------	--------------------

## Early Retirement

Total Number of Employees: 2018  
450

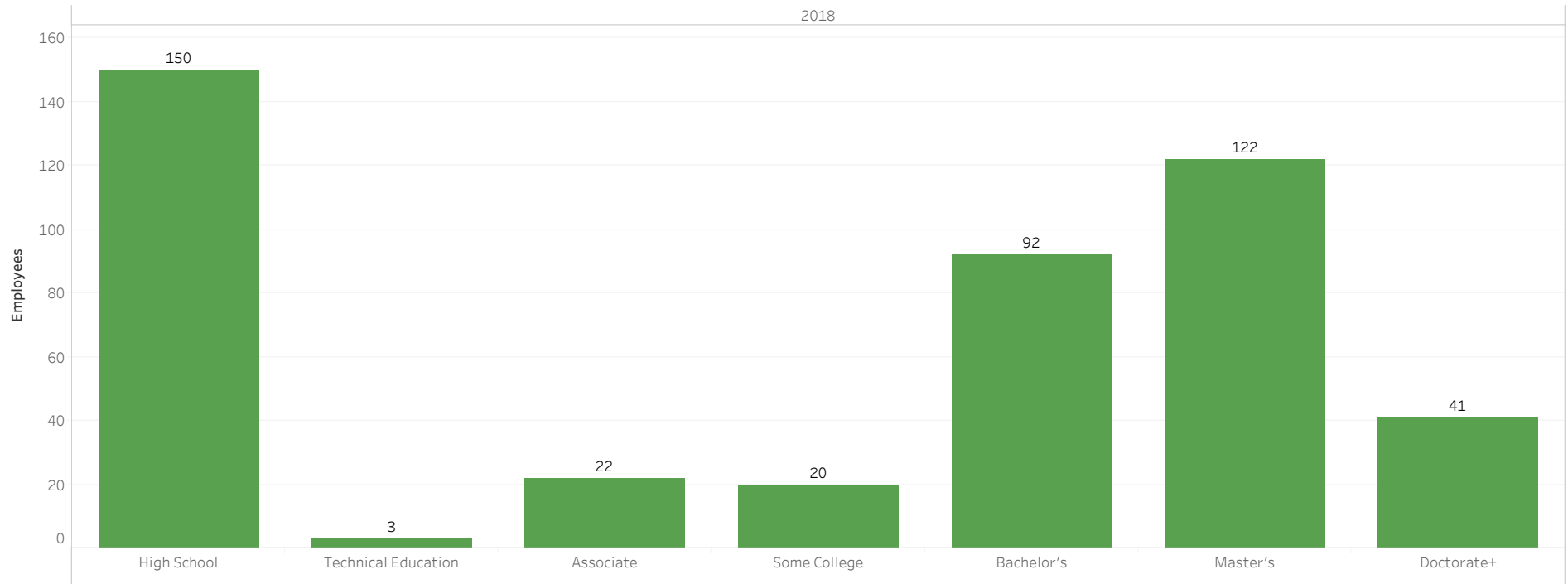


# COI Demographic Breakdown

Age Distribution	Optional Retirement	Early Retirement	<b>Education Level Distribution</b>	Year in Position	Years of Service	Gender Distribution	Grade Distribution	RNO/Gender Distribution	Supervisor Distribution	Veteran Preference
------------------	---------------------	------------------	-------------------------------------	------------------	------------------	---------------------	--------------------	-------------------------	-------------------------	--------------------

## Education Distribution

Total Number of Employees: 2018  
450

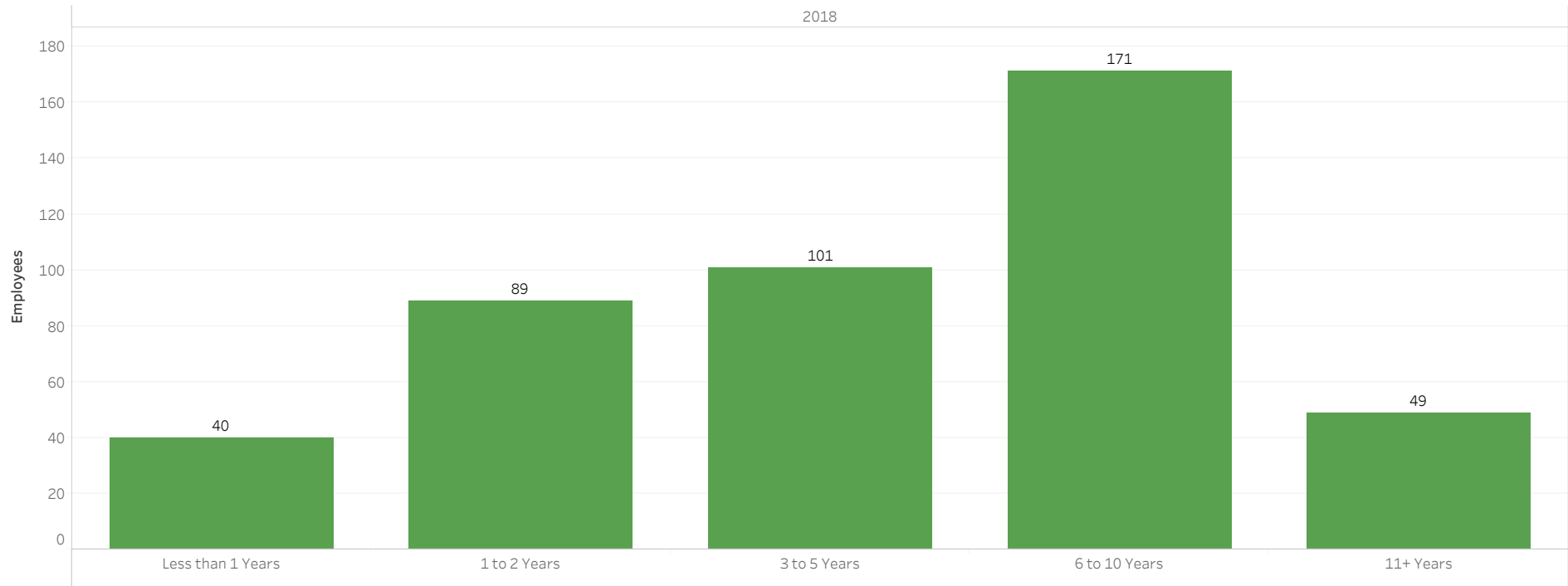


# COI Demographic Breakdown

Age Distribution	Optional Retirement	Early Retirement	Education Level Distribution	<b>Year in Position</b>	Years of Service	Gender Distribution	Grade Distribution	RNO/Gender Distribution	Supervisor Distribution	Veteran Preference
------------------	---------------------	------------------	------------------------------	-------------------------	------------------	---------------------	--------------------	-------------------------	-------------------------	--------------------

## Years in Position

Total Number of Employees: 2018  
450

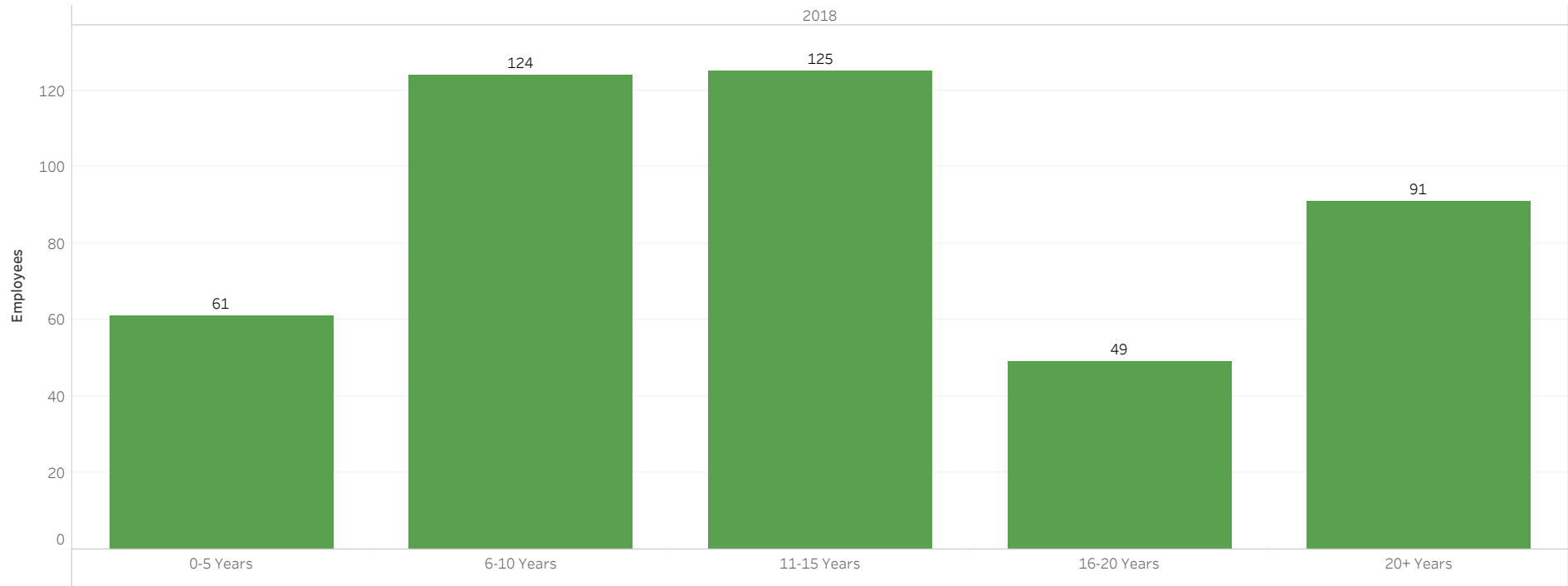


# COI Demographic Breakdown

Age Distribution	Optional Retirement	Early Retirement	Education Level Distribution	Year in Position	<b>Years of Service</b>	Gender Distribution	Grade Distribution	RNO/Gender Distribution	Supervisor Distribution	Veteran Preference
------------------	---------------------	------------------	------------------------------	------------------	-------------------------	---------------------	--------------------	-------------------------	-------------------------	--------------------

## Years of Service

Total Number of Employees: 2018  
450

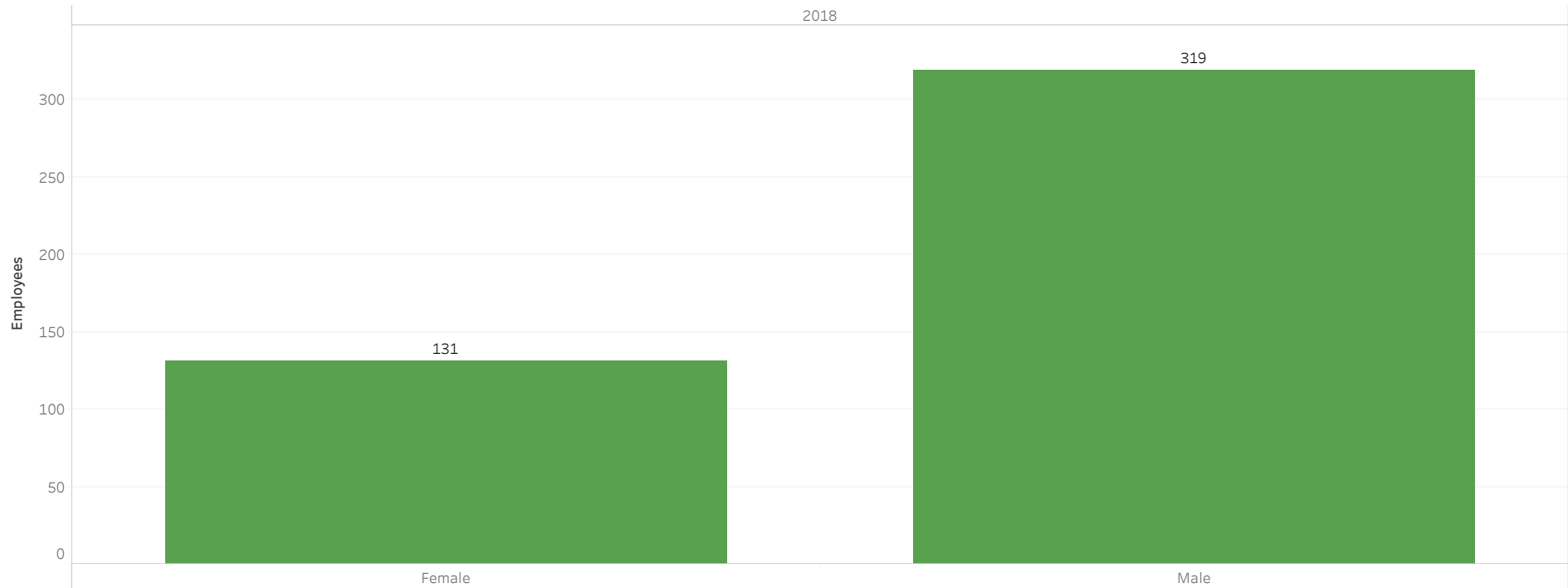


# COI Demographic Breakdown

Optional Retirement	Early Retirement	Education Level Distribution	Year in Position	Years of Service	<b>Gender Distribution</b>	Grade Distribution	RNO/Gender Distribution	Supervisor Distribution	Veteran Preference	Occupational Series
---------------------	------------------	------------------------------	------------------	------------------	----------------------------	--------------------	-------------------------	-------------------------	--------------------	---------------------

## Gender Distribution

Total Number of Employees: 2018  
450

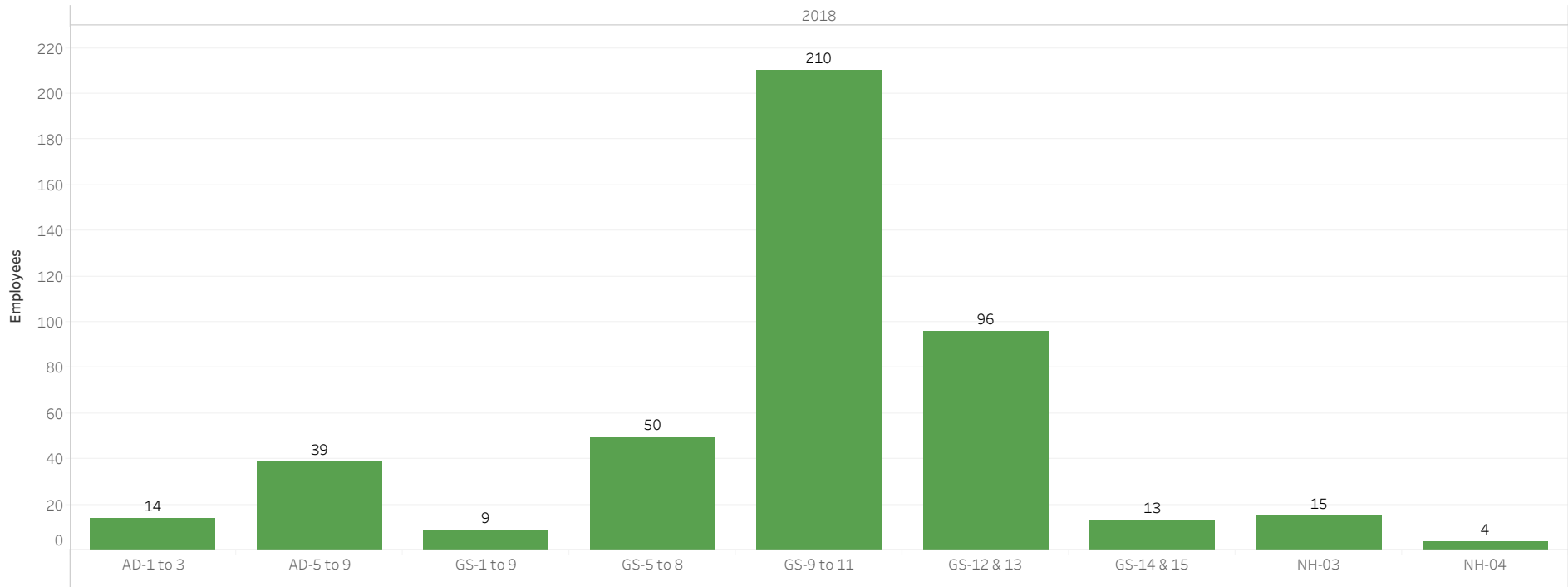


# COI Demographic Breakdown

Early Retirement	Education Level Distribution	Year in Position	Years of Service	Gender Distribution	<b>Grade Distribution</b>	RNO/Gender Distribution	Supervisor Distribution	Veteran Preference	Occupational Series	Geographic Distribution
------------------	------------------------------	------------------	------------------	---------------------	---------------------------	-------------------------	-------------------------	--------------------	---------------------	-------------------------

## Grade Distribution

Total Number of Employees: 2018  
450



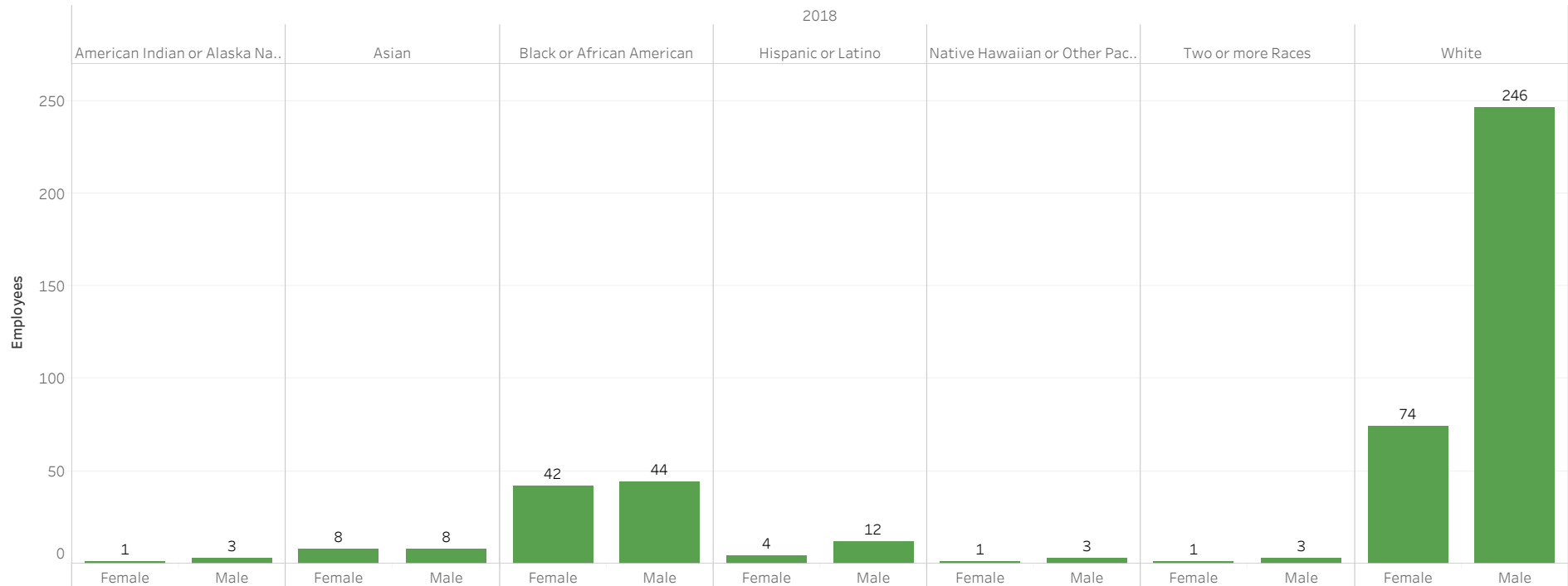


# COI Demographic Breakdown

Education Level Distribution	Year in Position	Years of Service	Gender Distribution	Grade Distribution	<b>RNO/Gender Distribution</b>	Supervisor Distribution	Veteran Preference	Occupational Series	Geographic Distribution	Education
------------------------------	------------------	------------------	---------------------	--------------------	--------------------------------	-------------------------	--------------------	---------------------	-------------------------	-----------

## RNO/Gender Distribution

Total Number of Employees: **2018**  
450

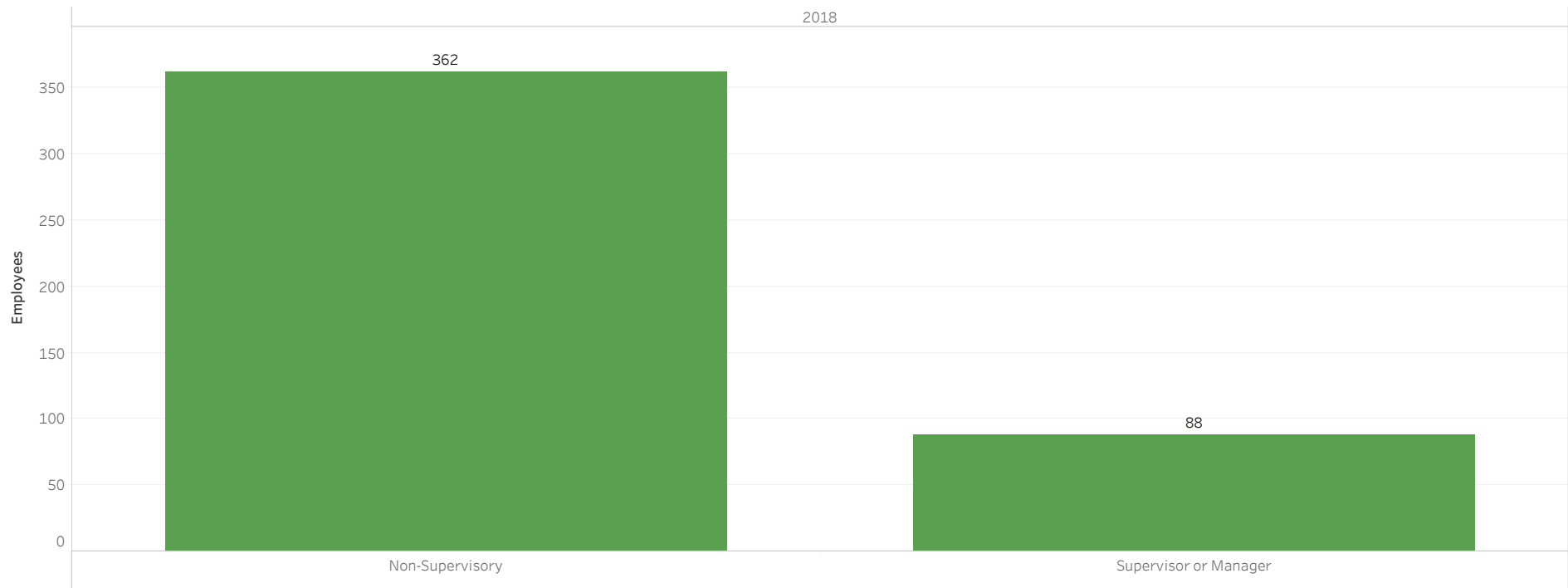


# COI Demographic Breakdown

Year in Position	Years of Service	Gender Distribution	Grade Distribution	RNO/Gender Distribution	<b>Supervisor Distribution</b>	Veteran Preference	Occupational Series	Geographic Distribution	Education	
------------------	------------------	---------------------	--------------------	-------------------------	--------------------------------	--------------------	---------------------	-------------------------	-----------	--

## Supervisor Distribution

Total Number of Employees: 2018  
450

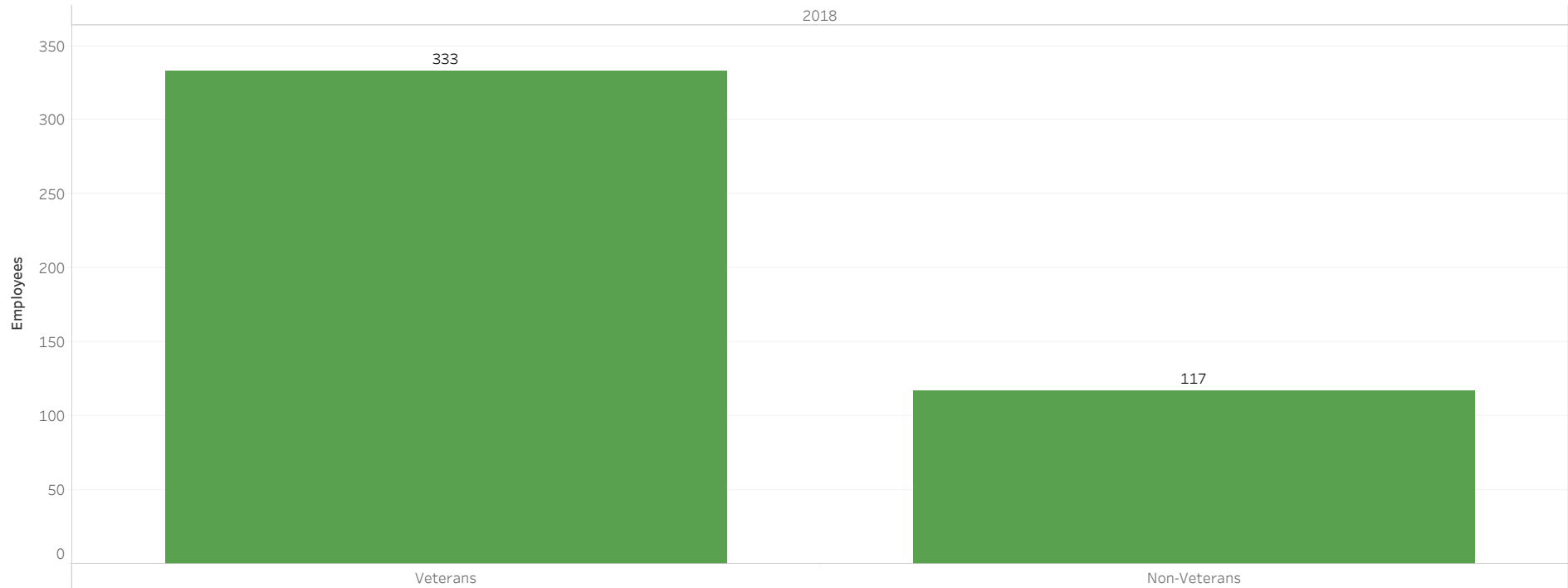


# COI Demographic Breakdown

Year in Position	Years of Service	Gender Distribution	Grade Distribution	RNO/Gender Distribution	Supervisor Distribution	Veteran Preference	Occupational Series	Geographic Distribution	Education	
------------------	------------------	---------------------	--------------------	-------------------------	-------------------------	--------------------	---------------------	-------------------------	-----------	--

Total Number of Employees: 2018  
450

## Veterans Preference



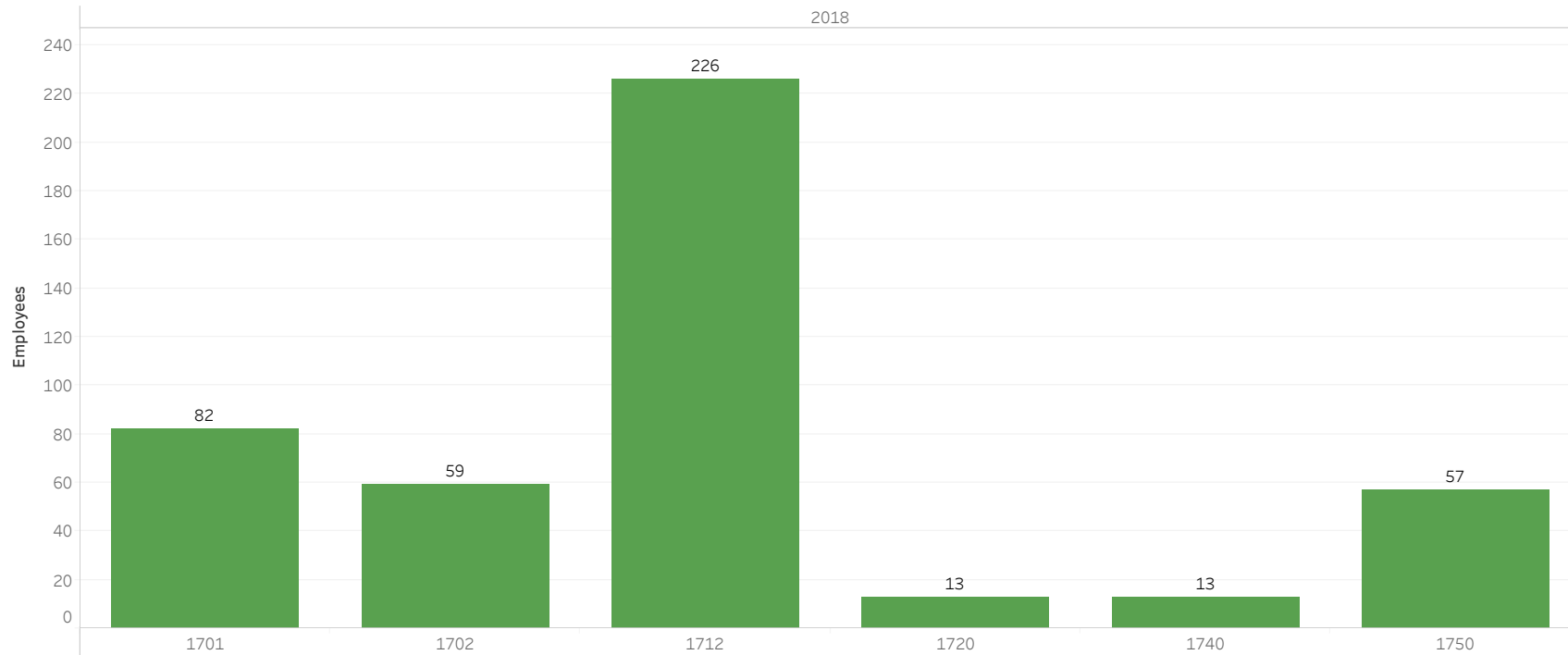
# COI Demographic Breakdown

Year in Position	Years of Service	Gender Distribution	Grade Distribution	RNO/Gender Distribution	Supervisor Distribution	Veteran Preference	<b>Occupational Series</b>	Geographic Distribution	Education	
------------------	------------------	---------------------	--------------------	-------------------------	-------------------------	--------------------	----------------------------	-------------------------	-----------	--

## Occupational Series

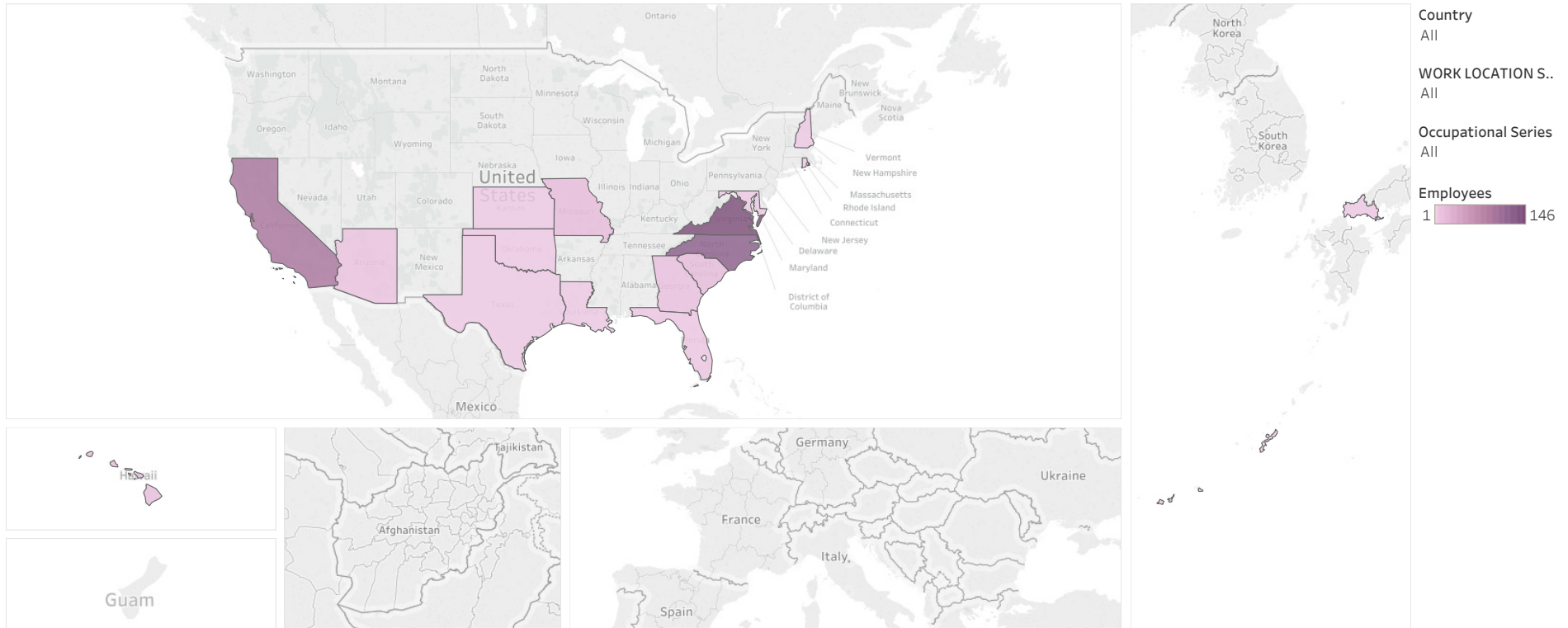
Total Number of Employees: 2018  
450

Country  
All  
WORK LOCATION S..  
All  
Occupational Series  
All



# COI Demographic Breakdown

Year in Position	Years of Service	Gender Distribution	Grade Distribution	RNO/Gender Distribution	Supervisor Distribution	Veteran Preference	Occupational Series	Geographic Distribution	Education	
------------------	------------------	---------------------	--------------------	-------------------------	-------------------------	--------------------	---------------------	-------------------------	-----------	--

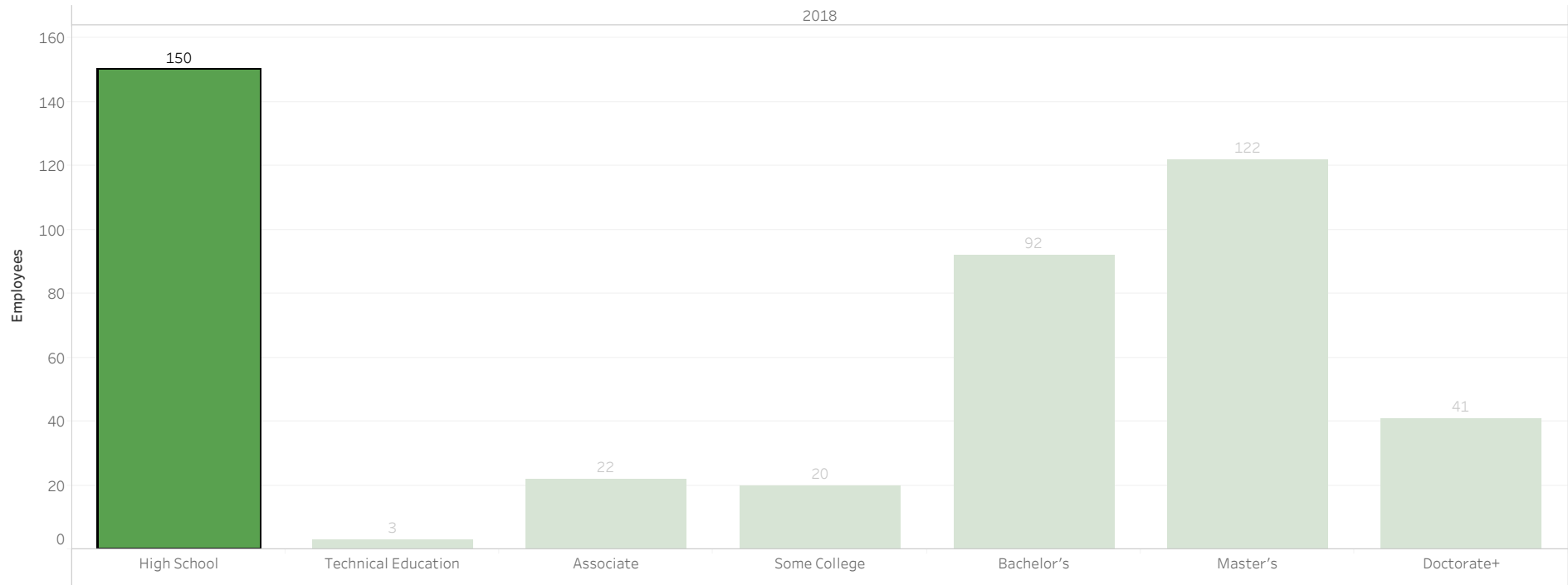


# COI Demographic Breakdown

Year in Position	Years of Service	Gender Distribution	Grade Distribution	RNO/Gender Distribution	Supervisor Distribution	Veteran Preference	Occupational Series	Geographic Distribution	Education	
------------------	------------------	---------------------	--------------------	-------------------------	-------------------------	--------------------	---------------------	-------------------------	-----------	--

Total Number of Employees: 2018  
450

## Education Distribution



# COI Demographic Breakdown

Year in Position	Years of Service	Gender Distribution	Grade Distribution	RNO/Gender Distribution	Supervisor Distribution	Veteran Preference	Occupational Series	Geographic Distribution	Education	
------------------	------------------	---------------------	--------------------	-------------------------	-------------------------	--------------------	---------------------	-------------------------	-----------	--

## Welcome to the Civilian Workforce Planning & Development's Communities of Interest Demographic Breakdown

Step 1: Select your **Community of Interest (COI)** from the drop down menu.

Step 2: Select the year or years you wish to view from the drop down menu.

Step 3: Click on the **COI Demographic Breakdown** tab at the bottom of the window..

**Select Your Community of Interest**  
EDUCATION

**Select the Year or Years You Wish to View**  
2018

Year  
■ 2018

**\*\* FOR OFFICIAL USE ONLY - PRIVACY ACT SENSITIVE \*\***  
**\*\* Any misuse or unauthorized disclosure of this information may result in both civil and criminal penalties \*\***